



Parent Registration Guide

NOTE




The d6 Connect App is free and takes up minimal space with very low data usage

** The Department of Education has ZERO RATED our platforms, to see the detailed list of all ZERO RATED websites [click here](#)

The following problems could prevent you from registering

1	Not enough space on your phone to download the app.
2	Your phone is not connected to Wi-Fi or the mobile data is off.
3	Made a mistake when typing your mobile number, OTP or password.
4	Not having a smartphone.

You can download and register by following the steps below

1	Search for "d6 Connect" in Google Play Store, iTunes AppStore or Huawei App Gallery.
	  
2	Click on the relevant "Install" button
3	Click "Open" once the application is installed
4	Enter your Mobile Number .
5	A One Time Pin (OTP) will be sent via SMS to the mobile number you entered. DO NOT CLOSE THE APP , please wait for the OTP to be received.
6	Enter the OTP and click "Submit"
7	Enter and confirm your new password
8	Accept the terms and conditions and click "Next"
9	If the mobile number you enter is the same as the information on the school system, you will automatically be connected to the school and the relevant channels. You will now be presented with a welcome screen listing the schools you have been connected to.

NOTE

If the mobile number you enter is not the same as the information on the school system, you will be presented with a page requesting your basic personal details, which you can complete and then you can search for your school in the list of communities and select it. If the school is open to the public, you will be able to join it and then select the relevant channels. If the school is not open to the public you will get a message asking you to please contact the school and ask them to update your mobile number before you will be able to get access, once they have done this, you can select the school and you will have access.